



A | MATERIAL ELEVATION
20

1 RED STOCK FACING BRICK



6 GLASS RAILINGS




2 BROWN ROOF TILES



7 EXTERIOR STEEL RAILING



3 RENDERED FINISH







8 ALUMINUM - FRAMED GLASS DOORS & WINDOWS



PURPOSE OF ISSUANCE : FULL PLANNING APPLICATION

DEMOLITION OF EXISTING SINGLE DETACHED BUNGALOW AND ERECTION OF A
2 STOREY, DETACHED HOUSE
W / ACCOMMODATION IN THE ROOF AND BASEMENT
260 COOMBE LANE, LONDON, SW20 0RW, UK

SHEET CONTENTS	ALL MEASUREMENTS ARE TO BE VERIFIED ON SITE PRIOR TO CONSTRUCTION. ALL DISCREPANCIES ARE TO BE IMMEDIATELY REPORTED TO THE ARCHITECTS / PROJECT MANAGERS. THIS DRAWING IS THE PROPERTY OF OWNER AND CANNOT BE REPRODUCED WITHOUT WRITTEN CONSENT	REVISION	DATE	SUBJECT	DESIGNED	CHD	SHEET NO.
		MATERIAL ELEVATION				DRAWN	
					APPROVED		A3 PAPER SIZE
					REVISED		

NO.	SWATCH	DESCRIPTION	APPLICATION	REFERENCE / NOTES
1		IBSTOCK Multi Stock Facing Bricks SIZE : 65mm x 215mm x 102mm COLOR : ALDERLEY BURGUNDY A2947A FINISH : LIGHT TEXTURE, SAND-FACED	WALL FINISH ✓ FRONT ELEVATION ✓ LEFT SIDE ELEVATION ✓ RIGHT SIDE ELEVATION ✓ REAR ELEVATION	IBSTOCK https://www.ibstock.co.uk/product/A2947A?page=4&Colour=Red
2		REDLAND Concrete Plain Tile SIZE : 268mm x 165mm x 13mm COLOR : BROWN FINISH : GRANULAR	ROOFING ✓ ALL PITCHED ROOFING	REDLAND https://www.bmigroup.com/uk/p/plain-tile-brown-granular-957929462/
3		KREND Cement-based, Polymer-modified and Self-colored render system SIZE : - COLOR : PURE WHITE FINISH : THIN COAT RENDER	WALL FINISH ✓ FRONT ELEVATION ✓ LEFT SIDE ELEVATION ✓ RIGHT SIDE ELEVATION ✓ REAR ELEVATION	KREND https://www.k-rend.co.uk/products/renderers/silicone-ft
4		KREND Cement-based, Polymer-modified and Self-colored render system SIZE : - COLOR : STERLING WHITE FINISH : SCRAPED RENDER	WALL FINISH ✓ FRONT ELEVATION ✓ LEFT SIDE ELEVATION ✓ RIGHT SIDE ELEVATION ✓ REAR ELEVATION	KREND https://www.k-rend.co.uk/products/renderers/silicone-ft





A | MATERIAL SPECIFICATION

21

PURPOSE OF ISSUANCE : **FULL PLANNING APPLICATION**

DEMOLITION OF EXISTING SINGLE DETACHED BUNGALOW AND ERECTION OF A
2 STOREY, DETACHED HOUSE
W / ACCOMMODATION IN THE ROOF AND BASEMENT
 260 COOMBE LANE, LONDON, SW20 0RW, UK

SHEET CONTENTS	ALL MEASUREMENTS ARE TO BE VERIFIED ON SITE PRIOR TO CONSTRUCTION.	REVISION	DATE	SUBJECT	DESIGNED	CHD	SHEET NO.
	ALL DISCREPANCIES ARE TO BE IMMEDIATELY REPORTED TO THE ARCHITECTS / PROJECT MANAGERS.				DRAWN	MCV	A-21 A3 PAPER SIZE
	THIS DRAWING IS THE PROPERTY OF OWNER AND CANNOT BE REPRODUCED WITHOUT WRITTEN CONSENT				APPROVED		
					REVISED		

NO.	SWATCH	DESCRIPTION	APPLICATION	REFERENCE / NOTES
5		<p>KREnd Cement-based, Polymer-modified and Self-colored render system</p> <p>SIZE : - COLOR : CAUSEWAY GREY FINISH : THIN COAT RENDER</p>	<p>WALL FINISH</p> <ul style="list-style-type: none"> ✓ FRONT ELEVATION - As Horizontal Accent ✓ RIGHT SIDE ELEVATION - As Vertical Wall Accent ✓ REAR ELEVATION - As Horizontal Accent 	<p>KREnd</p> <p>https://www.k-rend.co.uk/products/renderers/silicone-ft</p>
6		<p>Exterior Glass Balustrade w/ Steel Top Handrail; 1100 mm high Laminated, Toughened Glass (VSG/ESG)</p> <p>SIZE : AS PLANNED COLOR : CLEAR FINISH : OBSCURED (for Privacy Screens)</p>	<p>TERRACE RAILINGS</p> <ul style="list-style-type: none"> ✓ FLAT 1 - Front Juliet Balcony & Rear Terrace ✓ FLAT 2 - Front Juliet Balcony & Rear Terrace ✓ FLAT 4 - Front Terrace ✓ FLAT 5 - Front Terrace 1 & 2 ✓ FLAT 6 - Front & Side Terrace 	
7		<p>Exterior Steel Balustrade w/ Steel Top Handrail; 1100 mm high</p> <p>SIZE : AS PLANNED COLOR : ANTHRACITE GREY (Frame) FINISH : SATIN / MATTE</p>	<p>LIGHT WELL RAILINGS</p> <ul style="list-style-type: none"> ✓ FLAT 1 - GF Lightwell ✓ FLAT 2 - GF Lightwell 	
8		<p>REHAU TOTAL70c 70mm PVCu Window System (Chamfered)</p> <p>SIZE : AS PLANNED COLOR : ANTHRACITE GREY (Frame) FINISH : CLEAR & OBSCURED (GLASS)</p>	<p>WINDOW FRAMES</p> <ul style="list-style-type: none"> ✓ Casement Windows ✓ Awning Windows ✓ Fixed Windows 	<p>REHAU</p> <p>https://window.rehau.com/uk-en/rehau-upvc-windows</p>

A | MATERIAL SPECIFICATION

22

PURPOSE OF ISSUANCE : **FULL PLANNING APPLICATION**

DEMOLITION OF EXISTING SINGLE DETACHED BUNGALOW AND ERECTION OF A
2 STOREY, DETACHED HOUSE
W / ACCOMMODATION IN THE ROOF AND BASEMENT
 260 COOMBE LANE, LONDON, SW20 0RW, UK

SHEET CONTENTS	ALL MEASUREMENTS ARE TO BE VERIFIED ON SITE PRIOR TO CONSTRUCTION.	REVISION	DATE	SUBJECT	DESIGNED	CHD	SHEET NO.
	ALL DISCREPANCIES ARE TO BE IMMEDIATELY REPORTED TO THE ARCHITECTS / PROJECT MANAGERS.				DRAWN	MCV	A-22 A3 PAPER SIZE
	THIS DRAWING IS THE PROPERTY OF OWNER AND CANNOT BE REPRODUCED WITHOUT WRITTEN CONSENT				APPROVED		
					REVISED		