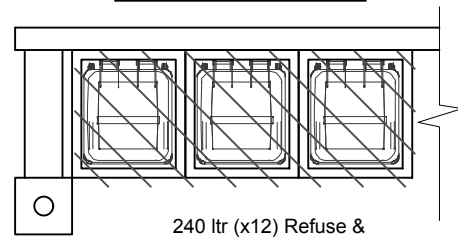
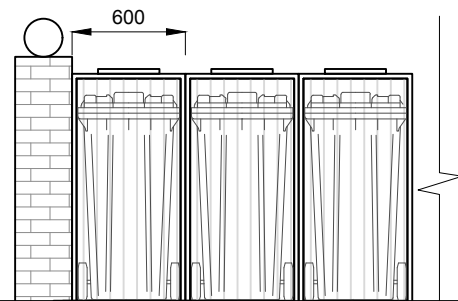


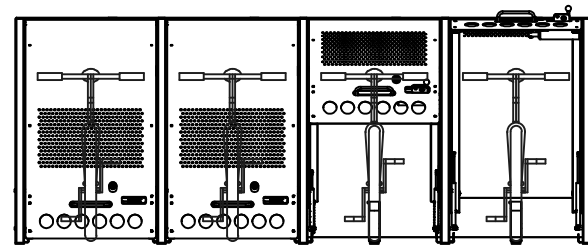
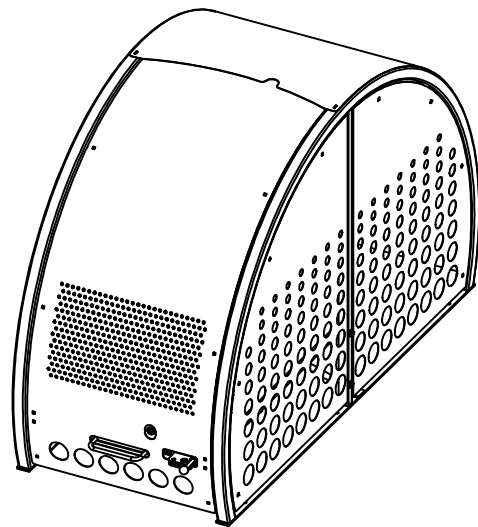
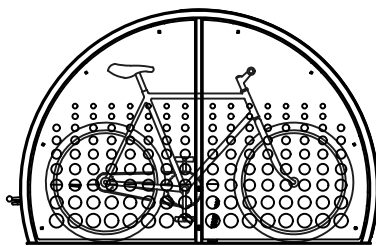
BIN HOUSING PLAN



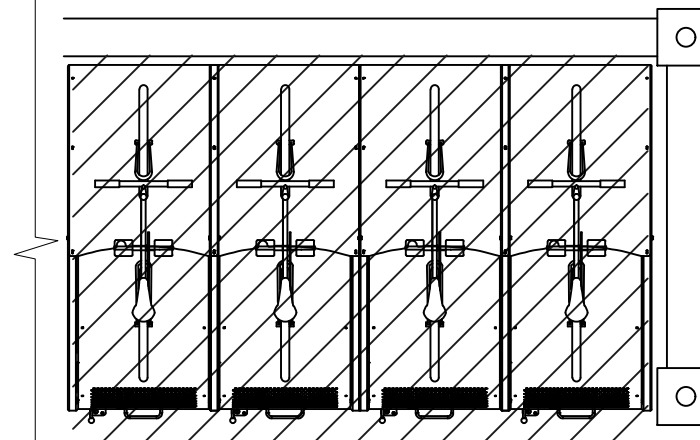
240 ltr (x12) Refuse & Recycling for All Flats



BIN HOUSING FRONT ELEVATION



CYCLE HOUSING ELEVATIONS



CYCLE HOUSING STORAGE PLAN



Notes:

GENERAL NOTES: This drawing is for information purposes only. Intended to the individual or entity to whom it is addressed. Distribution or copying of this drawings is strictly prohibited.

- All dimension are in millimeters. All dimensions and levels to be checked on site. The Architect to be notified of any discrepancies.
- Drawings should be printed at 1:1 page size A3. To scale from the drawing use the scale bar provided.
- All works if applicable, must comply with current Building and Water Regulations.
- The contractor has ensured, during demolition work, no distress or movement to walls, floors and roof to the subject and adjoining building.
- All structural concrete to be grade C35 UNO
- All Structural steel to be grade S275 UNO.
- All Steel to be covered with 2 layers of 12.5mm plasterboard to achieve 30 min fire resistance.
- All supporting walls and structural works to be read in conjunction with structural engineer's details. structural steelwork (where used) to meet current building regulations.
- This drawing has been prepared solely for the purposes of obtaining either Planning Permission and or Building Reg approval. Unless marked as such (in Red) the drawing is not suitable for construction purposes, and it may be necessary to augment and / or amend the drawing for this purpose.
- No liability will be accepted for any omission or inconsistency should this drawing be used for construction by contractors without written consent from AA Drafting Solutions Ltd.

REGULATIONS 2015
The client must abide by the Construction Design and Management Regulations 2015. The client must appoint a contractor, if more than one contractor is to be involved, the client will need to appoint (in writing) a principal designer (to plan, manage and coordinate the planning and design work) and a principal contractor (to plan, manage and coordinate the construction and ensure there are arrangements in place for managing and organising the project).
Domestic clients
The domestic client is to appoint a principal designer and a principal contractor when there is more than one contractor, if not your duties will automatically transferred to the contractor or principal contractor.
The agreement contained with these drawings does not involve AA Drafting Solutions Ltd as the 'Principle Designer'.
A principle designer can take on the duties, provided there is a written agreement between you and the designer to do so.
The Health and Safety Executive is to be notified as soon as possible before construction work starts if the works:
(a) Last longer than 30 working days and has more than 20 workers working simultaneously at any point in the project.
(b) involves 300 person days.

REV:	DESCRIPTION:	BY:	DATE:
B			
A	INITIAL DRAWINGS	AM	

STATUS: **FINAL**



AA DRAFTING SOLUTIONS LTD
 Web: www.aadrafting.co.uk
 Email: info@aadrafting.co.uk
 Tel: 0208 068 6981

CLIENT: **iMove Properties**
 Church Road
 Crystal Palace
 SE19

ARCHITECT: **AA DRAFTING SOLUTIONS**
 3-7 Sunnyhill Road
 London
 SW16 2UG

SITE: **15 Madeline Road**
 SE20 8AY

TITLE: **PROPOSED DRAWINGS**
BIKE & BIN STORAGE

SCALE AT A3: 1: 40	DATE: 10/09/22	DRAWN: AM	CHECKED: AM
PROJECT NO: 0668	DRAWING NO: A3/12	REVISION:	A